



Dashboard

1. Understand your survey results



My Presentation Slides


2. Turn priorities into plans



Action Plans

RESPONSE RATE

70%

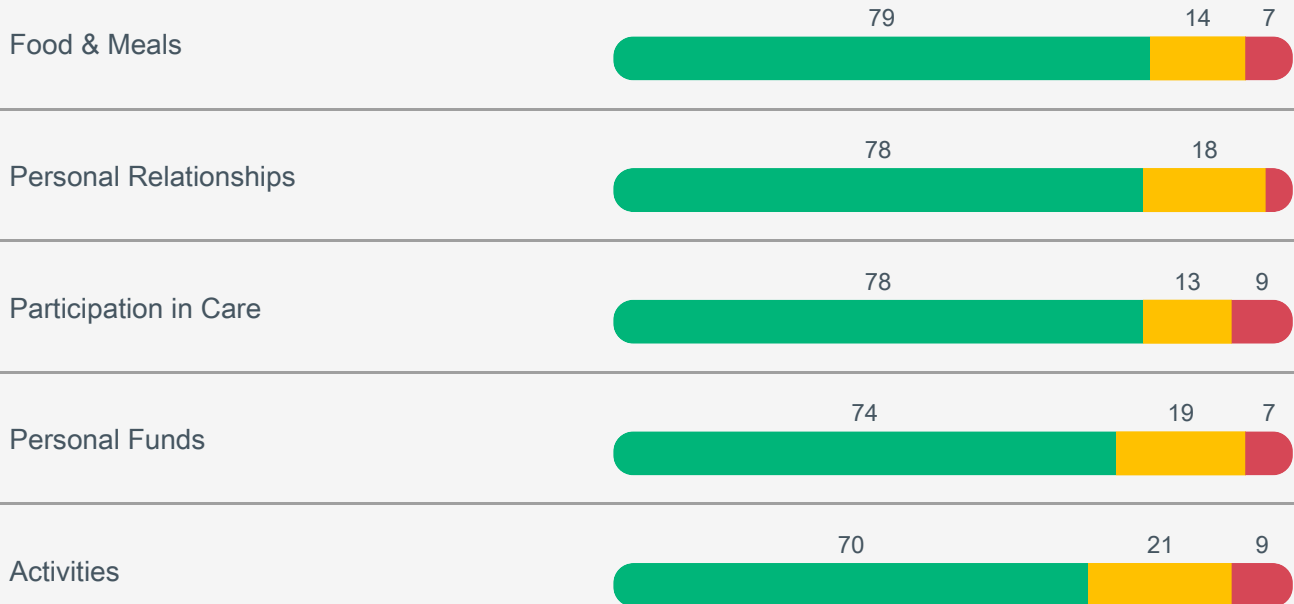


Invited: 111 Responded: 78 Completed: 77
Avg Completion Time: 13 min 30 sec

Category Results




● % Favorable | ● % Neutral | ● % Unfavorable




Top 3 Strengths

● % Favorable | ● % Neutral | ● % Unfavorable



Bottom 3 Opportunities

● % Favorable | ● % Neutral | ● % Unfavorable



● % Favorable | ● % Neutral | ● % Unfavorable

I can access my trust account whenever necessary.

